

## Champion Gas Hot Plate Wide Series

Models □ GHPW-2i □ GHPW-3i

PRODUCT:

QUANTITY:

ITEM:

### Designed Smart

#### Increased Performance

- Champion high output gas burners generate 30,000 BTU's per burner
- Reduces amount of labor time to boil water by 50%
- Fast start-up to prime cooking temperatures
- Openings in the front allow the pilot light to be easily lit and adjusted without removing the front panel
- Front extension protects employees from burns

#### Saves Time and Clean-up Labor Cost

- Maintenance is easier with bottom-mount grease collection pan and removable top grates
- Field convertible gas regulator



Model GHPW-2i Wide Gas Hot Plate

### Design Features

- Heavy-duty stainless steel and aluminized steel construction
- 30,000 BTU/hr per cast iron burner
- Smooth action, infinitely adjustable gas valves turn 90 degrees, giving the operator ultimate control
- Field convertible gas regulator
- Removable cast-iron grate
- Stainless steel collection pans
- Adjustable viewable pilot
- 4" (10.2cm) heat-resistant, adjustable legs
- Front or top-serving

### Options & Accessories

- WOK Ring Accessory – Part # 21815507
- High altitude versions available (contact factory)

### Reliability backed by APW Wyott's Warranty

All APW Wyott Heavy Duty Equipment is backed by a 2-year limited warranty and a 1-year on-site labor warranty, including on-site service calls within 50 miles of authorized service technicians. \*

•Certified by the following agencies:



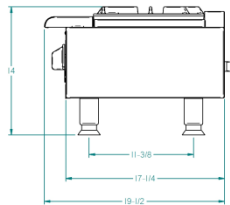
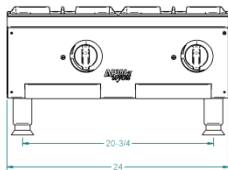
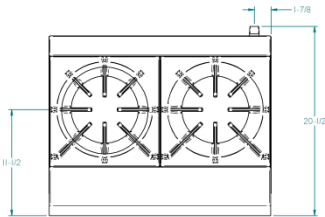
\*Warranty does not include cooking grates.

See reverse side for product specifications.

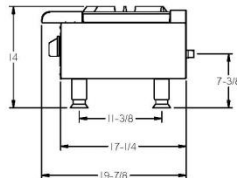
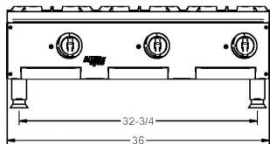
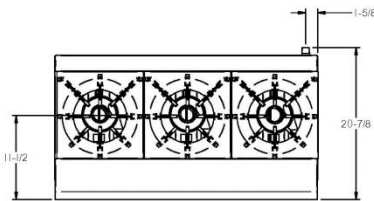
## Champion Gas Hot Plate Wide Series

Models □ GHPW-2i □ GHPW-3i

GHPW-2i



GHPW-3i



## PRODUCT SPECIFICATIONS

### CONSTRUCTION:

Stainless steel top skirt, crumb tray and front panel. Aluminized steel sides and back panel. Welded construction. Field convertible gas regulator. 4" adjustable legs.

### Gas Specifications:

GHPW-2i: 60,000 BTU/hr. input  
2 manual infinitely adjustable controls  
Propane is 60,000 BTU/hr.

GHPW-3i: 90,000 BTU/Hr. input  
3 manual infinitely adjustable controls  
Propane is 90,000 BTU/hr.

### Overall Dimensions:

GHPW-2i: 14"H x 24"W x 19 1/2"D  
(35.5cm x 61cm x 50.5cm)

GHPW-3i: 14"H x 36"W x 19 7/8"D  
(35.5cm x 91cm x 50.5cm)

NOTE: Regulator and pipe add 1 1/4" to the rear of the unit.

### Shipping:

GHPW-2i: 64 lbs (29 kg)  
GHPW-3i: 104 lbs (47.2 kg)

Freight Class: 85  
FOB: Standex Dock

\*APW Wyott reserves the right to modify specifications or discontinue models without incurring obligation.